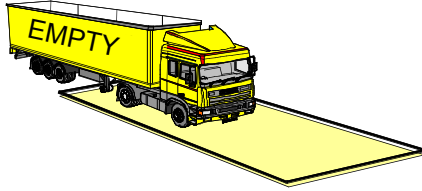


# Calibration: Empty weights


## Acquiring empty vehicle weights

Move the empty tractor onto the platform until the trailer wheels are close but not touching the platform.



Note the empty tractor weight: Ex: 13000

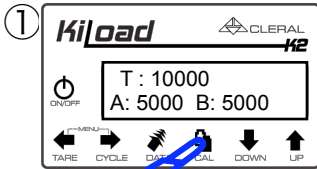
Move the Total rig on the platform.



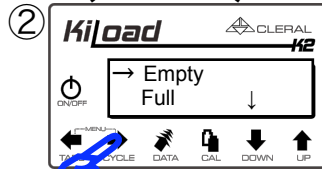
Total weight : Ex: 20500  
 Empty tractor weight (-) : Ex: 13000  
 Empty trailer weight : Ex: 7500

## Recording empty weight values

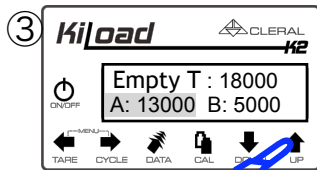
### To calibrate the tractor (channel A)



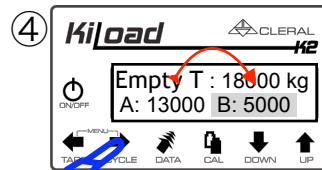
Press CAL to enter in calibration mode



The cursor pointing Empty, Press the right arrow to confirm

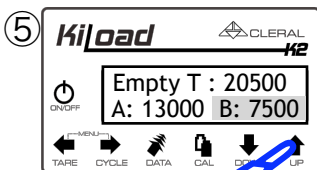


«A:» flashes. Use the arrows to record channel A empty weight

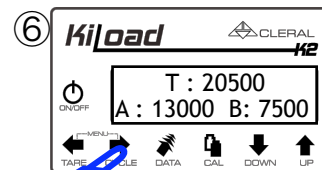


Press Cal to go to «B:»

### To calibrate the trailer (channel B)



«B» flashes. Use the arrows to record channel B empty weight



Press the Right arrow to exit

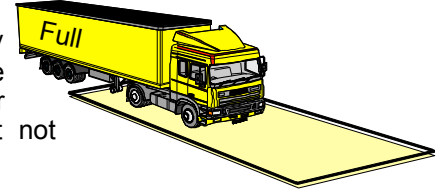
### Note!

If the weight of the tractor is correct, you can adjust the weight of the trailer with the total weight.

# Full Load Calibration

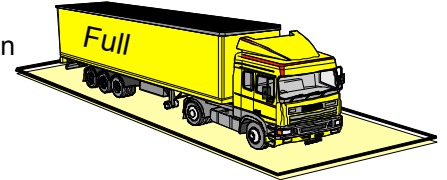
## Acquiring Full weights

Move the empty tractor onto the platform until the trailer wheels are close but not touching the platform.



Note the Tractor Full weight: Ex: 23000

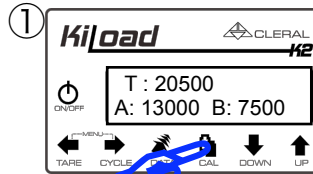
Move the Total rig on the platform.



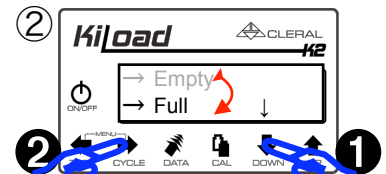
Total weight : Ex: 57000  
 Full tractor weight (-) : Ex: 23000  
 Full trailer weight : Ex: 24000

## Recording full weight values

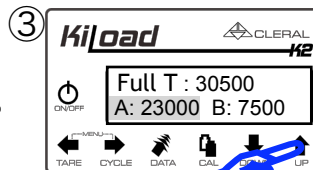
### To calibrate the Tractor (channel A)



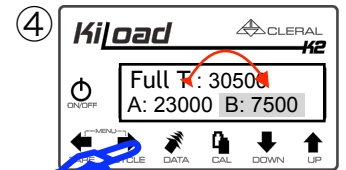
Press CAL to enter in calibration mode



Press the down arrow so the cursor is pointing Full, Press the right arrow to confirm

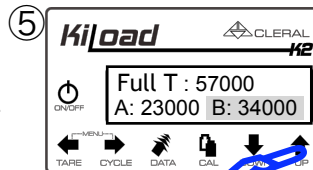


«A:» flashes. Use the arrows to record channel A Full weight

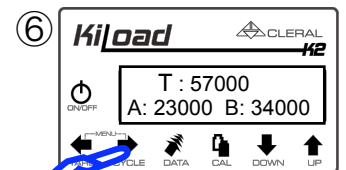


Press Cal to go to «B:»

### To calibrate the trailer (channel B)



«B» flashes. Use the arrows to record channel B Full weight



Press the Right arrow to exit

### Note!

Remember that to obtain maximum accuracy, you must be on level ground, the steering wheels must be perfectly aligned to the vehicle and you should not put the parking brakes so suddenly.

La prise des poids et la calibration devraient toujours se faire sans passager et le reservoir de diesel rempli